

ELLEGI



Heating stove



WOOD HEATING STOVE WITH OVEN EASY 29 kW
WOOD HEATING STOVE SIMPLY 22 kW

ALL OUR PRODUCTS ARE COMPLETELY MADE IN ITALY IN OUR PRODUCTION SITES




It heats and cooks as tradition, even today we can in a more advanced way with wood thermo-kitchen, thanks to the large hob and oven (only for EASY 29) regulated by the fire grill and by the smoke deflectors controlled by the regulation thermostat.

Aesthetics and technique come together in a modern product.



Thermometer
oven



Hob



Oven



Regolazione
temperatura e
griglia interna
regolabile



Steam by-pass
Water
thermometer



Oven timer



Made in Italy



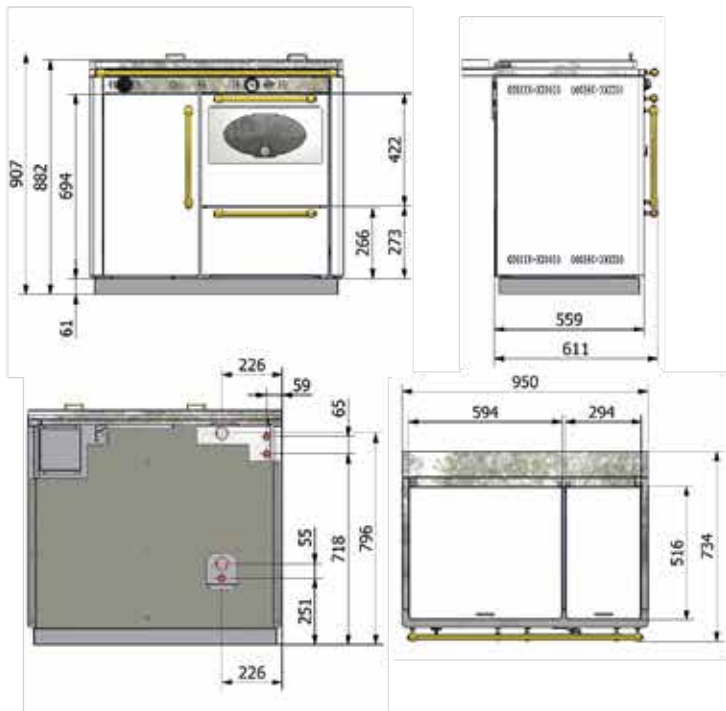
Boiler body
guarantee



Conventional
guarantee

Easy 29

CHARACTERISTIC



Easy 29

- Steel combustion chamber
- Large hearth with adjustable fire grill
- Upper top in cast iron with circles
- Large cooking oven with double glass
- Cast iron loading door
- Tool drawer
- Ash drawer
- Draft adjustment with plate-oven deviation
- Combustion control and thermometer
- Refined and simple design
- Brass handles

TECHNICAL DATA	unit of measure	EASY 29
Max. hearth power	kW	29,7
Nominal thermal power	kW	22,6
Efficiency	%	76,4
Max working pressure	bar	2
Chimney outlet	mm	150
Content water	l	24
Fuel	-	wood
Max length fuel	mm	330
Mass/Weight	kg	260
Combustion chamber dimensions	mm	300x475x430
Frontal loading door dimensions	mm	250x190
Dimensions HxLxP	mm	907x950x734



Accessories on request

- D.H.W. production system
- Predisposizione funzionamento a vaso
 - chiuso
- Chromed handles
- Wood cover available in the following
 - colors: white, gunmetal, earth tone france



• Gunmetal



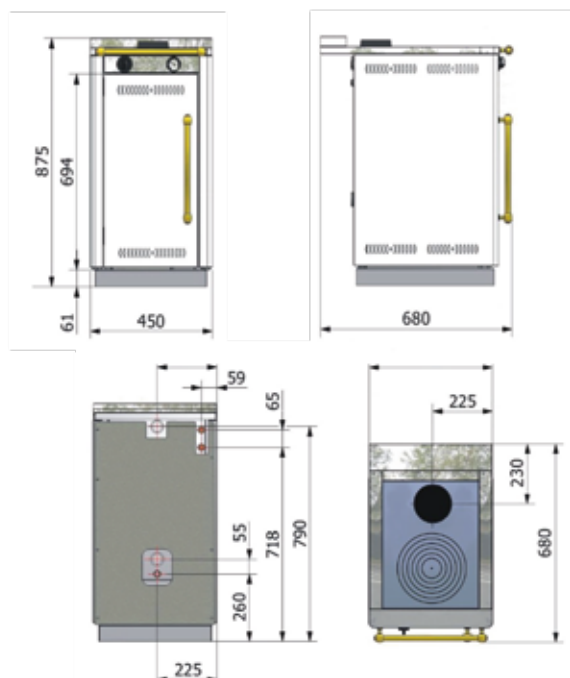
• Earth tone france



• White

Simply 22

CHARACTERISTIC



Simply 22

- Steel combustion chamber
- Large hearth with adjustable fire grill
- Upper top in cast iron with circles
- Cast iron loading door
- Tool drawer
- Ash drawer
- Combustion control and thermometer
- Refined and simply design
- Brass handles

TECHNICAL DATA	unit of measure	SIMPLY 22
Max. hearth power	kW	21,5
Nominal thermal power	kW	17,4
Efficiency	%	80,6
Max working pressure	bar	2
Chimney outlet	mm	150
Content water	l	24
Fuel	-	wood
Max length fuel	mm	330
Mass/Weight	kg	150
Combustion chamber dimensions	mm	300x475x430
Frontal loading door dimensions	mm	250x190
Dimensions HxLxP	mm	875x450x680

Accessories on request

- D.H.W. production system
- Predisposizione funzionamento a vaso
- chiuso
- Chromed handles
- Wood cover available in the following
- colors: white, gunmetal, earth tone france



• Earth tone france



• Gunmetal



• White